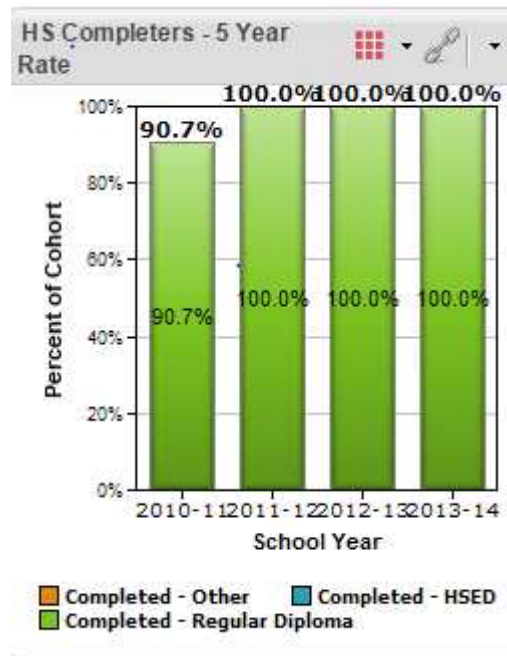


High Expectations for Behavior: We expect courtesy and respect and understand that behavior is essential to success. Self-control and responsible behavior are important to the future of our students.

- HS Completion Rate
- Post-Graduation Plans
- Expulsions / Truancies / Suspensions
- Attendance
- Retentions

Student discipline data is one way to determine the level of student behavior taking place at our school. Below you will find a variety of student behavior related data that is the outcome of our District's high expectations for student behavior.

Potosi Student HS Completion Rate:



Potosi Student's Post Graduation Plans:

Potosi Post Graduation Data compared to the State average

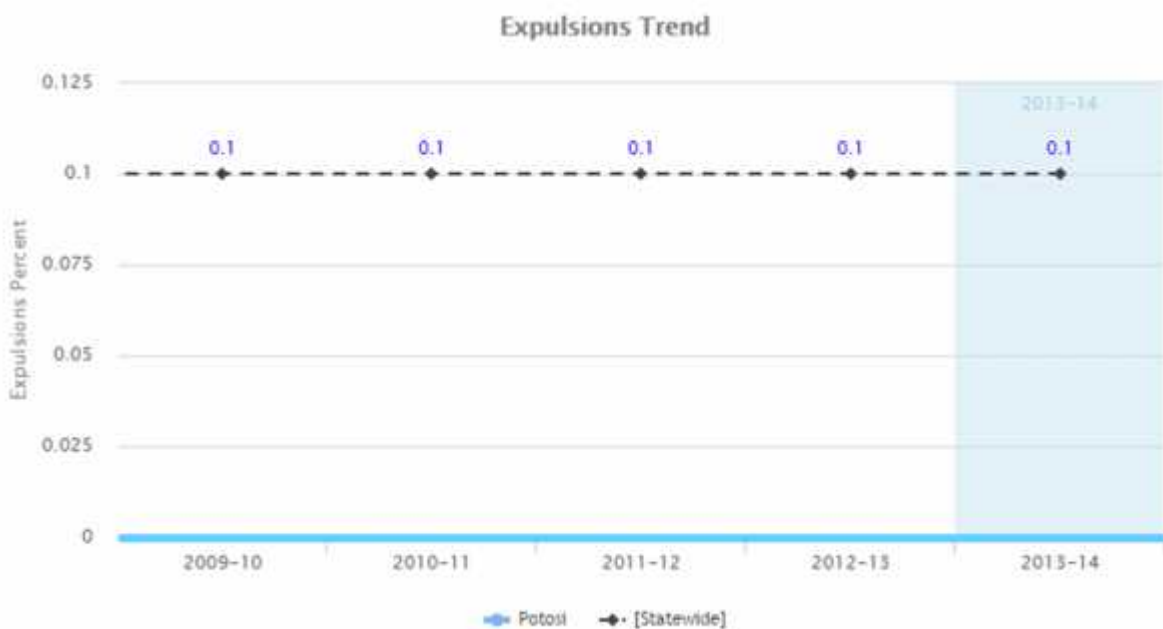
Expressed as a Percent

Class of	#	Tech College		4 Year College		Military		Employment		Seeking Employment		Miscellaneous	
		Potosi	State Avg.	Potosi	State Avg.	Potosi	State Avg.	Potosi	State Avg.	Potosi	State Avg.	Potosi	State Avg.
2015	28	28.6	20.8	53.6	51.9	7.1	3.0	0	5.6	10.7	2.0	0	11.4
2014	32	25.0	20.7	59.4	52.7	0	3.2	6.3	5.8			9.4	16.4
2013	42	28.6	20.4	52.4	51.4	11.9	3.5	0	5.8			7.1	17.9
2012	25	37.0	21.6	44.4	52.5	7.4	3.4	3.7	5.7			7.4	15.6
2011	38	44.7	22.7	34.2	50.4	7.9	3.5	5.3	5.3			7.9	17.5
2010	40	42.5	24.8	50.0	52.0	0	3.2	0	5.5			5.0	13.5
2009	36	27.0	23.3	64.9	51.2	2.7	3.2	2.7	5.9			2.7	15.2
2008	39	30.8	23.0	46.2	52.2	0	2.7	0	6.3			10.3	14.5
AVG.	35	33.2	22.2	50.6	51.8	4.6	3.2	2.3	5.7			6.2	15.3

Percent of All Students Suspended from School (5 Year Trend)



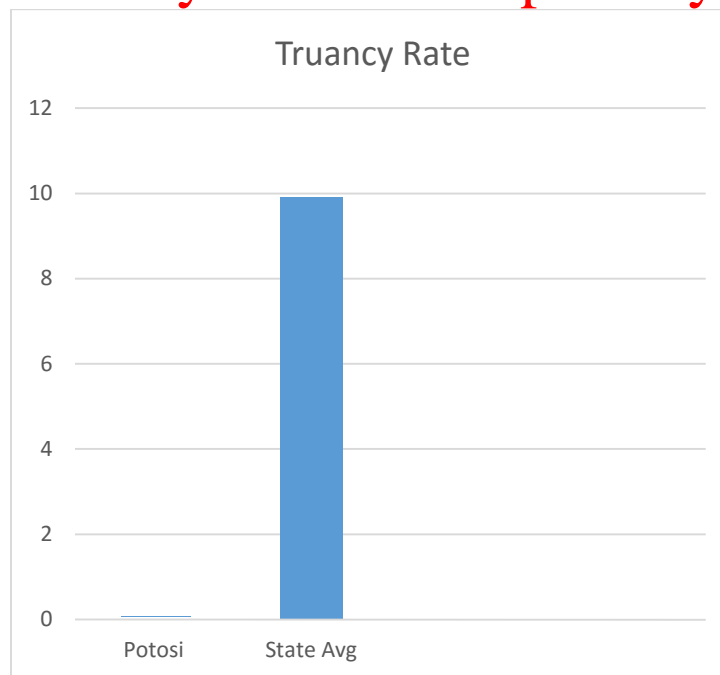
No Students Have Been Expelled From School Over The Last Decade



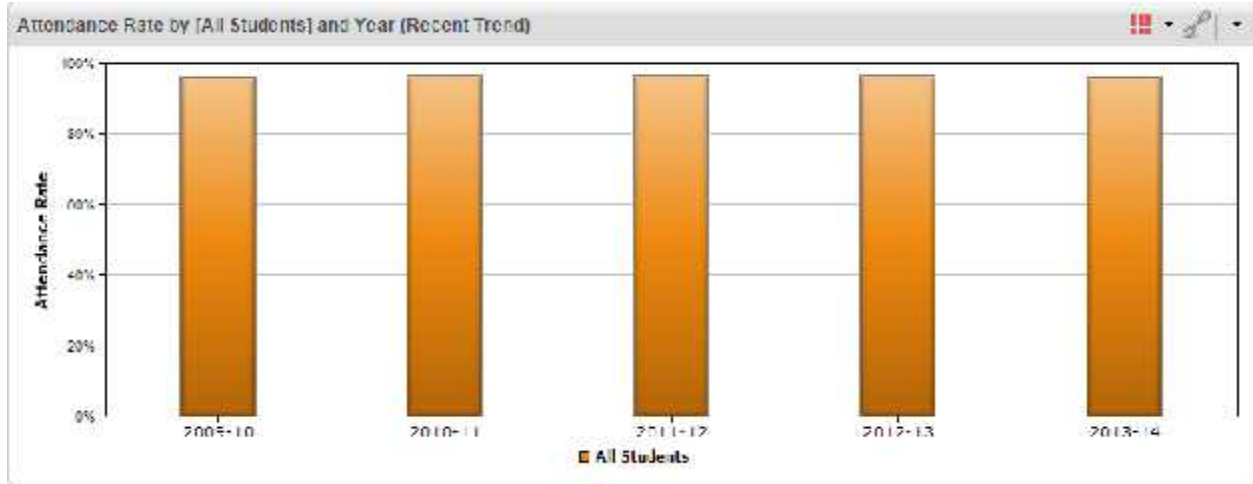
Summary of Suspension and Expulsion Data:

	Out of School Suspensions	District Suspension Rate	State Suspension Rate	In School Suspensions	Expulsions
2014-15	0	0.0%		4	0
2013-14	2	0.3%	3.9%	6	0
2012-13	7	2.0%	4.5%		0
2011-12	4	1.2%	5.2%		0
2010-11	4	1.2%	5.5%		0
2009-10	10	2.9%	6.3%		0
2008-09	15	4.2%	6.4%		0
2007-08	5	1.3%	6.6%		0

Truancy Rate Compared to the State Average: 0% Truancy rate for the past 3 years



Student Attendance Rate: Between 96.3% to 96.7%



Student Retention Rate: 0% for the past 3 years

